

## VOTER TURNOUT, BY INCOME

■ HILLARY CLINTON ■ DONALD TRUMP

**UNDER \$30K, 17%**



**\$30K–\$49.9K, 19%**



**\$50K–\$99.9K, 31%**



**\$100K–\$199.9K, 24%**



**\$200K–\$249.9K, 4%**



**\$250K+, 6%**



# VOTER TURNOUT, BY EDUCATION

■ HILLARY CLINTON ■ DONALD TRUMP

## HIGH SCHOOL OR LESS, 18%



## SOME COLLEGE/ASSOC. DEGREE, 32%



## COLLEGE GRADUATE, 32%




## POSTGRADUATE STUDY, 18%



# VOTER TURNOUT, BY POLITICAL AFFILIATION

■ HILLARY CLINTON ■ DONALD TRUMP

**LIBERAL, 26%**



**MODERATE, 39%**



**CONSERVATIVE, 35%**




## VOTER TURNOUT, BY RACE

■ HILLARY CLINTON ■ DONALD TRUMP

**WHITE, 70%**




**BLACK, 12%**



**HISPANIC/LATINO, 11%**



**ASIAN, 4%**



**OTHER, 3%**



# VOTER TURNOUT, BY COMMUNITY TYPE

■ HILLARY CLINTON ■ DONALD TRUMP

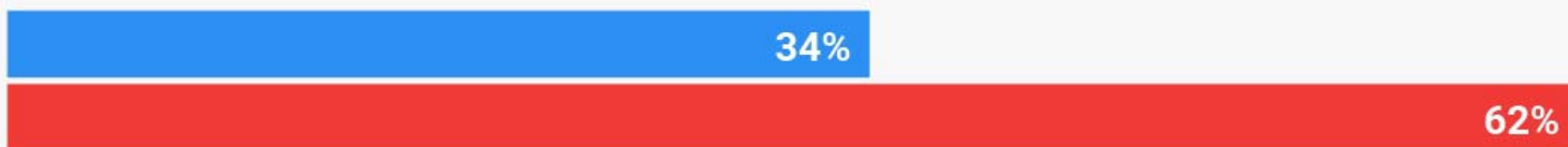
## CITY OVER 50K, 34%



## SUBURBS, 49%



## SMALL CITY AND RURAL, 17%



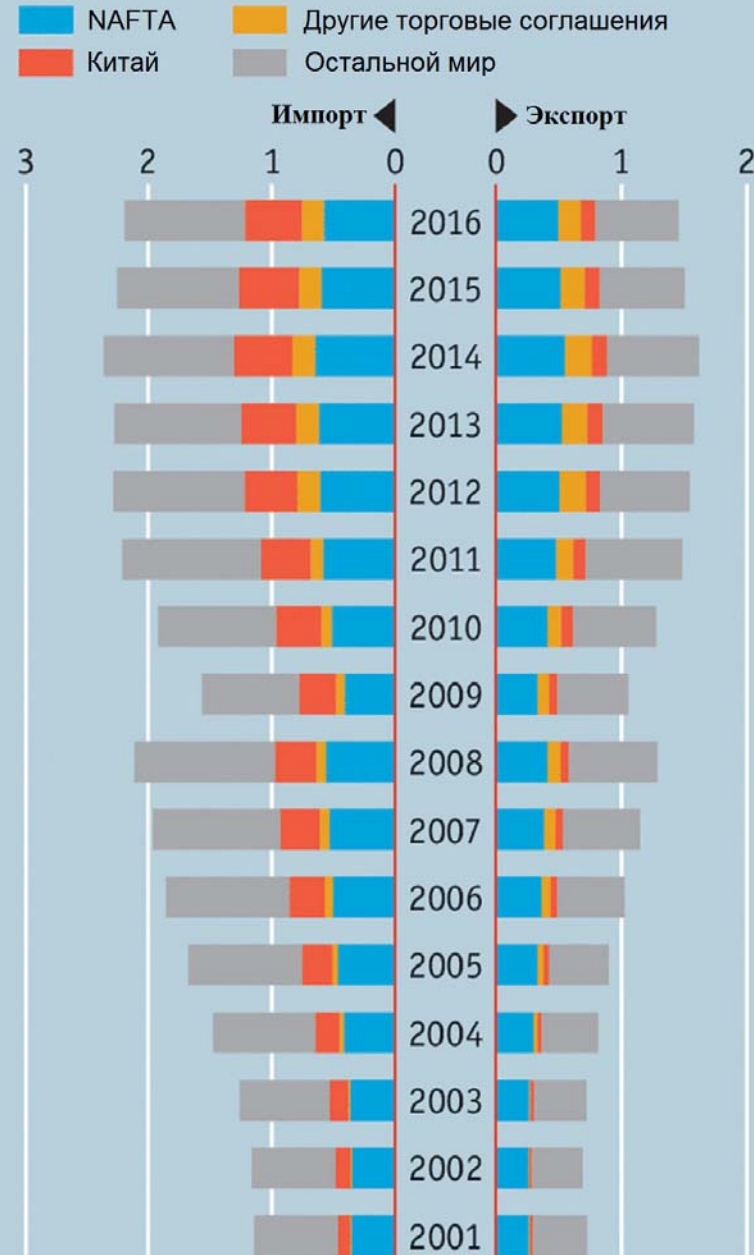
# Federal Debt Held by the Public

Percentage of Gross Domestic Product



Source: Congressional Budget Office. For details about the sources of data used for past debt held by the public, see Congressional Budget Office, *Historical Data on Federal Debt Held by the Public* (July 2010), [www.cbo.gov/publication/21728](http://www.cbo.gov/publication/21728).

# Динамика внешней торговли США



Source: US Census Bureau









